


(1)(a) Statement showing ShareHolding Pattern

Name of the Company : Inland Printers Ltd.

Quarter Ended : 31-03-2015

Scrp Code : 530787

Partly paid-up Shares	No. of Partly paid-up Shares	As a % of total No. of Partly paid-up Shares	As a % of Total no. of Shares of the Company
Held by Promoters/ Promoters Group	0		
Held by Public	0		
TOTAL - D	0		
Outstanding Conv. Securities	No. of Outstanding Securities	As a % of Total no. of O/S Conv. Securities	As a % of Total no. of Shares of the Co., assuming full conv.
Held by Promoters/ Promoters Group	0		
Held by Public	0		
TOTAL - E	0		
Warrants :	No. of Warrants	As a % of Total no. of Warrants	As a % of Total no. of shares of the Co., assuming full conv.
Held by Promoters/ Promoters Group	0		
Held by Public	0		
TOTAL - F	0		
Total paid-up Capital of the Company assum- ing full conv. Of warrants & securities		7390500	




Statement Showing Shareholding Pattern - Table (I)(a)

Inland Printers Ltd.

Script Code : 530787

Quarter Ended : 31-03-2015

Category code	Category of Shareholder	Number of Shareholders	Total number of shares	Number of shares held in dematerialized form	Total shareholding as a percentage of total number of shares		Number of shares pledged or otherwise encumbered	As a % of Total No. of Shares
					As a percentage of(A+B) ¹	As a percentage of (A+B+C)		
(A)	Shareholding of Promoter and Promoter Group							
1	Indian							
a	Individual/Huf	0	0	0	0.000	0.000	0	0.000
b	Central/State Gov	0	0	0	0.000	0.000	0	0.000
c	Bodies Corporates	1	4137400	4137400	55.983	55.983	0	0.000
d	Fins / Banks	0	0	0	0.000	0.000	0	0.000
e	Any Other specify	0	0	0	0.000	0.000	0	0.000
e-1		0	0	0	0.000	0.000	0	0.000
e-2		0	0	0	0.000	0.000	0	0.000
	Sub Total(A)(1)	1	4137400	4137400	55.983	55.983	0	0.000
2	Foreign							
a	Indy NRI/For Ind	0	0	0	0.000	0.000	0	0.000
b	Bodies Corporate	0	0	0	0.000	0.000	0	0.000
c	Institutions	0	0	0	0.000	0.000	0	0.000
d	Qualified For Inv.	0	0	0	0.000	0.000	0	0.000
e	Any Other Specify	0	0	0	0.000	0.000	0	0.000
e-1		0	0	0	0.000	0.000	0	0.000
e-2		0	0	0	0.000	0.000	0	0.000
	Sub Total(A)(2)	0	0	0	0.000	0.000	0	0.000
	Total Shareholding of Promoter and Promoter Group Total (A)=(A)(1)+(A)(2)	1	4137400	4137400	55.983	55.983	0	0.000
(B)	Public shareholding							
1	Institutions	0	0	0	0.000	0.000		
a	Mutual Funds	0	0	0	0.000	0.000		
b	Fins / Banks	1	5300	0	0.072	0.072		
c	Central/State Govt	0	0	0	0.000	0.000		
d	Venture Cap Fund	0	0	0	0.000	0.000		
e	Insurance Comp(s)	0	0	0	0.000	0.000		
f	Foreign Ins Invest	0	0	0	0.000	0.000		
g	Foreign Ven Cap In	0	0	0	0.000	0.000		



Statement Showing Shareholding Pattern - Table (I)(a)

Inland Printers Ltd.


Script Code : 530787

Quarter Ended : 31-03-2015

Category code	Category of Shareholder	Number of Shareholders	Total number of shares	Number of shares held in dematerialized form	Total shareholding as a percentage of total number of shares		Number of shares	As a % of Total No. of Shares
					As a percentage of (A+B) ¹	As a percentage of (A+B+C)		
h	Qualified For Inv.	0	0	0	0.000	0.000		
i	Any Other -Specify	0	0	0	0.000	0.000		
i-1		0	0	0	0.000	0.000		
i-2		0	0	0	0.000	0.000		
	Sub-Total (B)(I)	1	5300	0	0.072	0.072		
B 2	Non-institutions							
a	Bodies Corporates	40	1654700	1409200	22.390	22.390		
b	Individuals	1337	905700	137700	12.255	12.255		
	i) upto Rs 1-Lac	13	687200	477100	9.298	9.298		
c	Qualified For Inv.	0	0	0	0.000	0.000		
d	Any Other -Clt-Nlem	1	200	200	0.003	0.003		
d-1		0	0	0	0.000	0.000		
d-2		0	0	0	0.000	0.000		
	-OCB	0	0	0	0.000	0.000		
	-NRI	0	0	0	0.000	0.000		
	Sub-Total (B)(2)	1391	3247800	2024200	43.946	43.946		
(B)	Total (B)=(B)(I)+(B)(2)	1392	3253100	2024200	44.017	44.017		
	TOTAL (A)+(B)	1393	7390500	6161600		100.000	0	0.000
(C)	Held by Custodians against Depository Receipts							
	PROMOTER & PRO GRP	0	0	0		0.000		
	PUBLIC	0	0	0		0.000		
	GRAND TOTAL (A)+(B)+(C)	1393	7390500	6161600		100.000	0	0.000




Sr. No	Notes

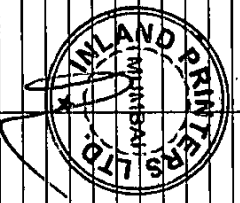


(1)(b) Statement showing holding of securities (including shares, warrants, convertible securities) of persons belonging to the category "Promoter and Promoter Group"

Sr. No.	Ref. No	Name of the shareholder	Total Shares held		Shares pledged or otherwise encumbered			Details of warrant		Details of convertible securities		Total shares underlying (including shares assuming full conversion of warrant and convertible securities) as a % of diluted share capital
			Number	As a % of Grand total (A)+(B)+(C)	Number	% of Total shares held	As a % of grand total (A)+(B)+(C)	Number of warrants held	As a % of total No of warrants of the same class	Number of convertible securities held	As a % of total No of convertible securities of the same class	
1	00056362	TIGERSTONE TRADING PRIVATE LIMITED	4137400	55.983	0	0.000	0.000	0	0.000	0	0.000	55.983
		Total Promoter & Promoter Group	4137400	55.983	0	0.000	0.000	0	0.000	0	0.000	55.983

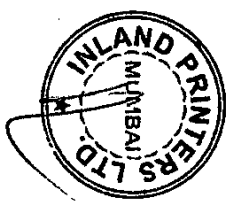


Sr. No.	Ref-Num	Name of the shareholder	Number of shares	Shares as a percentage of total number of shares (i.e., Grand Total (A)+(B)+(C) indicated in Statement at para (d)(a) above)	Details of warrant		Details of convertible securities		Total shares (including underlying shares assuming full conversion of warrant and convertible securities) as a % of diluted share capital
					Number of warrants held	As a % of total No of warrants of the same class	Number of convertible securities held	As a % of total No of convertible securities of the same class	
1	AAFCAG788F	ASHADEEP MULTI TRADE PRIVATE LIMITE	831400	11.250	0	0.000	0	0.000	11.250
2	0002343	BHAGVATI PRASAD M DAVE	96800	1.310	0	0.000	0	0.000	1.310
3	AADPK3126A	PANKAJ VIRAJLAL KARANI	149300	2.020	0	0.000	0	0.000	2.020
4	AKPPR6244F	PARITHA RAVAL	90400	1.223	0	0.000	0	0.000	1.223
5	AABCR4706L	RADIANCE EXIM PVT. LTD	550100	7.443	0	0.000	0	0.000	7.443
6	AABPM3112C	SHRIDHAR RAMCHANDRA MARATHE	150000	2.030	0	0.000	0	0.000	2.030
Total			1868000	25.276	0	0.000	0	0.000	25.276



(1)(c) Statement showing holding of securities (including shares, warrants, convertible securities) of persons (together with PAC) belonging to the category "Public" and holding more than 5% of the total number of shares

Sr. No.	Ref-Num	Name of the shareholder	Number of shares	Shares as a percentage of total number of shares (i.e., Grand Total (A)+(B)+(C) indicated in Statement at para (D)(a) above)	Details of warrant		Details of convertible securities		Total shares (including underlying shares assuming full conversion of warrant and convertible securities) as a % of diluted share capital
					Number of warrants held	As a % of total No of warrants of the same class	Number of convertible securities held	As a % of total No of convertible securities of the same class	
1	AAFC6788F	ASHADEEP MULTI TRADE PRIVATE LIMITE	831400	11.250	0	0.000	0	0.000	11.250
2	AABCR4706L	RADIANCE EXIM PVT. LTD	550100	7.443	0	0.000	0	0.000	7.443
		Total -Public [5% & above]	1381500	18.693	0	0.000	0	0.000	18.693



(1)(d) Statement showing details of locked-in shares

Sr. No.	Ref-Num	Name of the shareholder	Number of locked-in shares	Locked-in shares as a percentage of total number of shares {i.e., Grand Total (A)+(B)+(C) indicated in Statement at para (D)(a) above}	Promoter/Promoter Group/Public
		Total Locked in Shares	0	0.000	



(II)(a) Statement showing details of Depository Receipts (DRs)

Sr. No.	Ref-Num	Name of theHolder	Type of outstanding DR (ADRs, GDRs, SDRs, etc.)	Number of outstanding DRs	Number of shares underlying outstanding DRs	Shares underlying outstanding DRs as a percentage of total number of shares i.e., Grand Total (A)+(B)+(C) indicated in Statement at para (D)(a) above}



(II)(b) Statement showing Holding of Depository Receipts (DRs), where underlying shares held by Promoter/Promoter Group are in excess of 1% of the total number of shares

Sr. No.	Ref Num	Name of the DR Holder	Type of outstanding DR (ADRs, GDRs, SDRs, etc.)	Number of outstanding DRs	Number of shares underlying outstanding DRs	Shares underlying outstanding DRs as a percentage of total number of shares [i.e., Grand Total (A)+(B)+(C) indicated in Statement at para (D)(a) above]

